

Counting Lights



Playdough Mats

Counting Lights Playdough Cards

Instructions

Print pages 3-22. Laminate for durability.



Using playdough, demonstrate how to complete the activity. Add one light to the Christmas tree for number one, two lights to the Christmas tree for number two, etc.

Terms of Use

This product may be used for your own classroom or personal use. It may not be shared as a pdf file, on the web, or in any other way.
© PreschoolMom.com

Copyright Thanks

Graphics designed by Classroom Chit Chat and P4 Trioriginals.




1

Add one light to the tree.



2

Add two lights to the tree.



3

Add three lights to the tree.



4

Add four lights to the tree.



5

Add five lights to the tree.



6

Add six lights to the tree.



7

Add seven lights to the tree.



8

Add eight lights to the tree.



9

Add nine lights to the tree.



10

Add ten lights to the tree.



11

Add eleven
lights to the tree.



12

Add twelve
lights to the tree.



13

Add thirteen
lights to the tree.



14

Add fourteen
lights to the tree.



15

Add fifteen
lights to the tree.



16

Add sixteen
lights to the tree.



17

Add seventeen
lights to the tree.



18

Add eighteen
lights to the tree.



19

Add nineteen
lights to the tree.



20

Add twenty
lights to the tree.

