

SCHOOL SUPPLY SUDOKU



SCHOOL SUPPLY SUDOKU

Instructions:

Print the game boards and playing pieces on cardstock. If desired, laminate for durability.

Cut out the playing pieces.

Teach your student how to play Sudoku. There should be one (and only one) of each color in each row and column.

For easy storage, consider putting each board and all of its corresponding playing pieces in a large Ziploc bag.

Terms of Use:

This product may be used for your own classroom or personal use.

It may not be shared as a pdf file, on the web, or in any other way.


© PreschoolMom.com

Copyright Thanks:











Graphics © Rainbow Sprinkle Studio




PLAYING PIECES FOR SCHOOL SUPPLY SUDOKU I



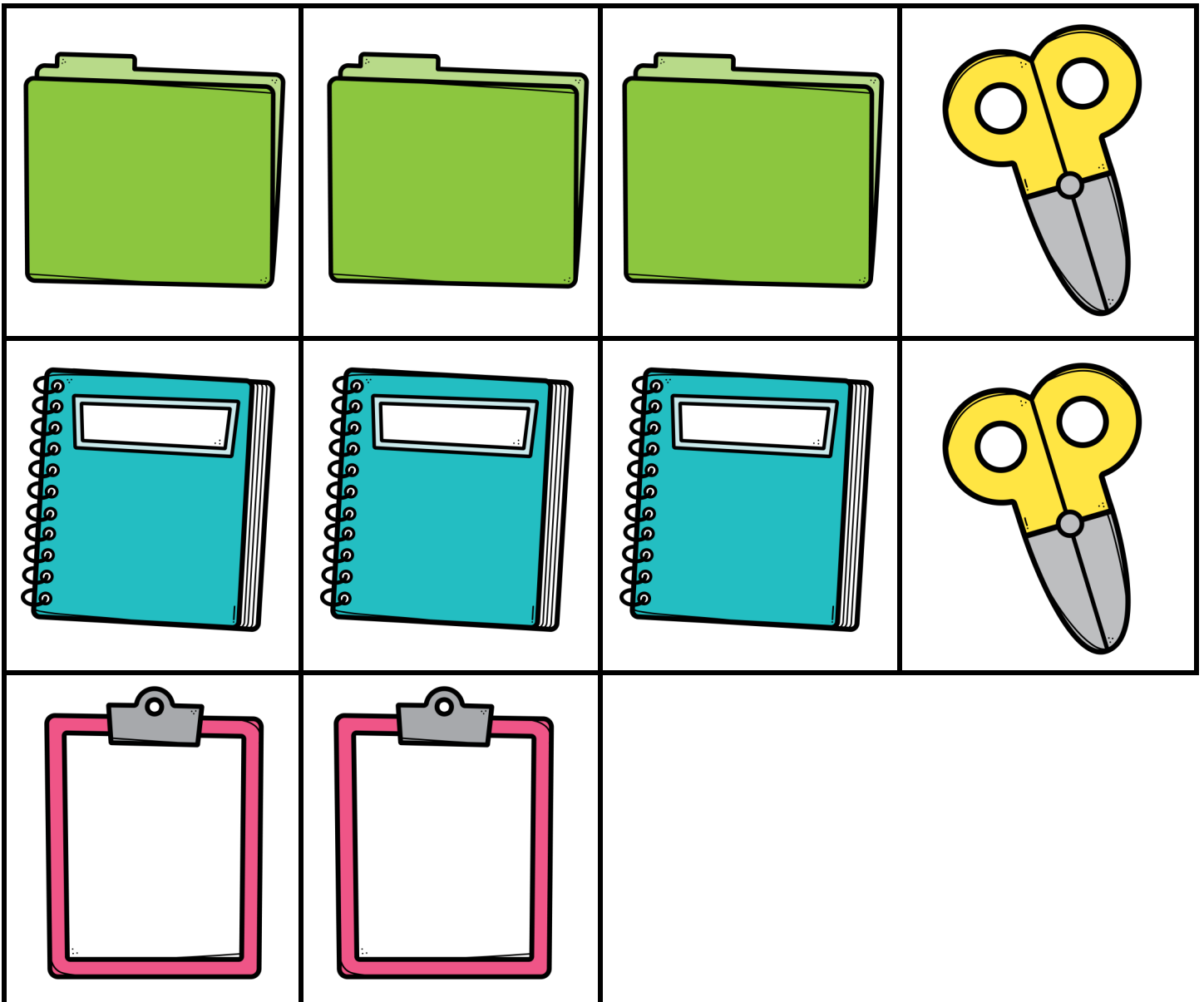
PLAYING PIECES FOR SCHOOL SUPPLY SUDOKU 2

PLAYING PIECES FOR SCHOOL SUPPLY SUDOKU 3




PLAYING PIECES FOR SCHOOL SUPPLY SUDOKU 4




Board 1 Answer Key



Board 2 Answer Key



Board 3 Answer Key



Board 4 Answer Key

