



fish



cracker

patterns



# fish cracker patterns

## Instructions:


Print the pages on card stock.

Laminate and cut out the task cards.

If desired, hole punch the top right corner of the cards and add a ring.

Give the student fish crackers (the color variety).

Show student how to use cards and make patterns.



## Terms of Use:

This product may be used for your own classroom or personal use.


It may not be shared as a pdf file, on the web, or in any other way.

© PreschoolMom.com


## Copyright Thanks:




**AB**




**AB**




**AB**




**AB**




**AB**




**AAB**




**AAB**




**AAB**




**AAB**




**AAB**




**ABB**




**ABB**




**ABB**




**ABB**




**ABB**




**ABC**




**ABC**



**ABC**



**ABC**



**ABC**

