


Monster



Colors

Playdough Mats

Monster Colors Playdough Mats

Instructions:

Print the activity mats for your student.

Laminate the mats for durability.

Discuss the color words.

Give your student the corresponding colors of playdough: yellow, purple, green, red, orange, blue, brown, black, gray, and pink.

Using the mats as guides, show your student how to spell the color words with playdough.

Terms of Use:


This product may be used for your own classroom or personal use.

It may not be shared as a pdf file, on the web, or in any other way.

©PreschoolMom.com

Copyright Thanks:







green

©PreschoolMom.com

orange




©PreschoolMom.com



bblue

©PreschoolMom.com

red




©PreschoolMom.com




yellow

©PreschoolMom.com

purple




©PreschoolMom.com




gray

©PreschoolMom.com

black




©PreschoolMom.com



brown

©PreschoolMom.com

pink



©PreschoolMom.com