



MNSTER

CRS



playdough
stamping


Monster Colors Playdough Stamping

Instructions:

Print and cut out color cards.

Using playdough and letter stamps, show your student how to stamp the words into playdough.

Repeat for each color card.

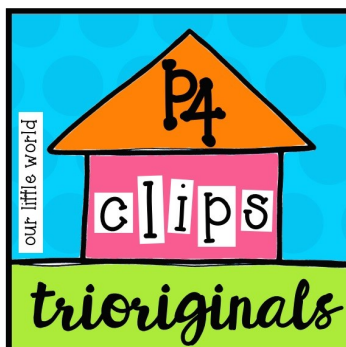



Terms of Use:

This product may be used for your own classroom or personal use.
It may not be shared as a pdf file, on the web, or in any other way.


© PreschoolMom.com

Copyright Thanks:







blue




orange



green




red




purple




yellow



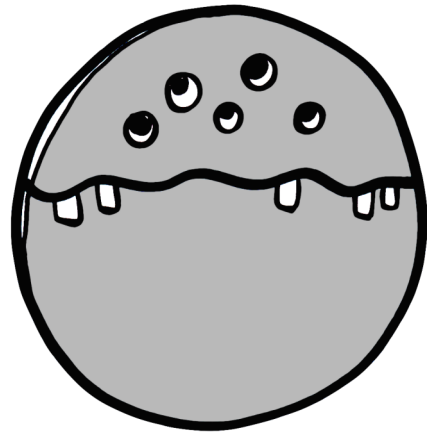
pink



black



brown



gray