


Time to Rhyme



Flap Books

Time to Rhyme Flap Books

Instructions

This file contains six flap books. You will find two books (pages 3-4) then the images that go with those two books (page 5). This pattern repeats throughout the file.

Print the books (cardstock will be more durable, but it is not a necessity). Cut on the solid lines. Fold flaps forward using the dotted lines as your guide.



Instruct student to color, cut out, and paste images under the appropriate flaps.

Use the books to practice reading and rhyming.

Terms of Use

This product may be used for your own classroom or personal use. It may not be shared as a pdf file, on the web, or in any other way. © PreschoolMom.com

Copyright Thanks



wink

drum

tree

sink

plum

bee

hut

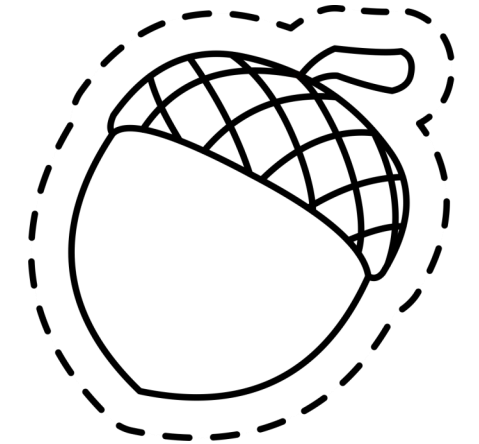
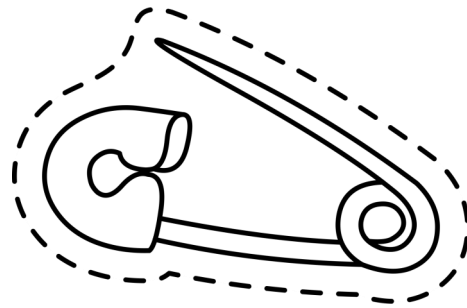








bin

snake

nut

pin

cake



wig

dog

slug

pig

log

mug

cat


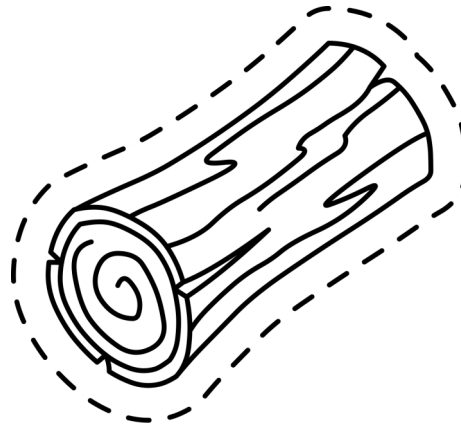





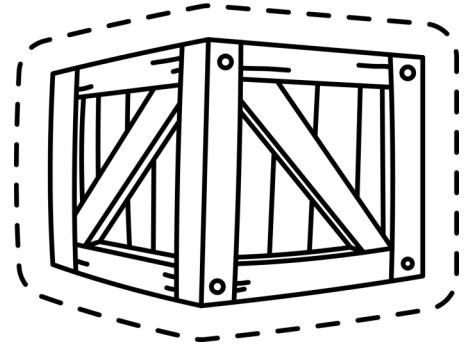



fox

hen

hat

box

pen



hand

swim

net

sand

trim

vet

sun

bun

car

jar

duck

truck

